



material handling solutions

KMH Battery Handling Solutions Through Watering



- No more harmful corrosion build-up on your batteries
- Eliminate unsightly and potentially dangerous battery acid spills
 - Prevents exposure to dangerous battery acid and vapours
 - No more damaged and stained floors
- Add years to the life of your batteries by ensuring each battery is refilled accurately and efficiently
 - **Save time:** fill your batteries from a single connection, never remove another battery cap
- Take care of routine maintenance without having to remove caps

Single Point Watering System Cost Justification

30+ Pallet Forklift in Fleet · Est. \$25.00/Hr Labor Cost · \$55.00/Hr Repair Labor Cost

Cost for One Pallet Truck:

Manual Watering Cost:

Single Point Watering Cost:

A. Weekly Watering Time (minutes)

30

1

B. Labor Cost per Watering
(30 Min/60 x \$25.00/Hr)

\$12.50

\$.42

C. 52 Weeks per Year (line B x 52)

\$650.00

\$21.84

D. Annual Cleaning of Batteries

\$55.00

\$0.00

E. Subtotal

\$705.00

\$21.84

F. Replacement Batteries 1 set/Yr
(4 Batts @\$50.00 + 1 Hr Labor @\$55)

\$255.00

\$0.00

G. Subtotal

\$960.00

\$21.84

H. 3 Year Total

\$2,880.00

\$65.52

Single Point Watering System
Subtotal

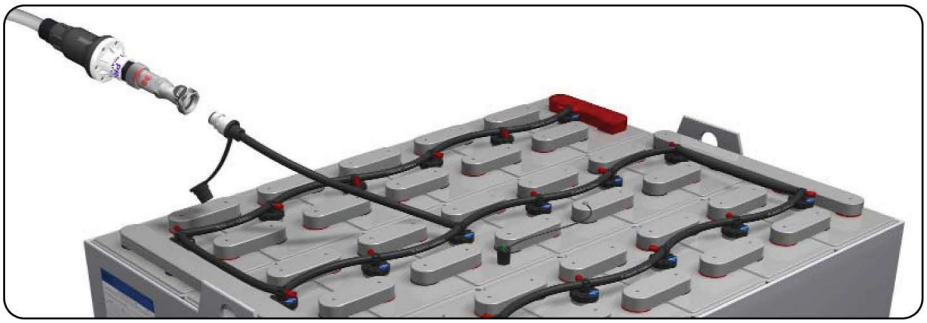
\$2,880.00

\$245.00
\$310.52

I. 34 Truck Fleet

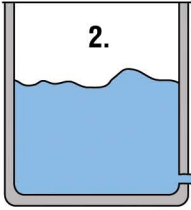
\$97,920.00

\$10,557.68



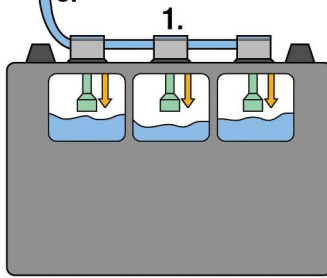
Single Point Watering Systems Save Time & Money

By installing "Single Point Watering Systems" on the walkie MPB units, battery life can be extended significantly, as well as achieving a major reduction in maintenance cost for the electrical system. The system is very easy to use as well... Once a week, after unplugging the MPB from overnight charge, he opens the battery cover, hooks up the quick coupling on the water system and in 30 seconds the batteries have all received the proper water level for another week. This simple process makes battery maintenance user-friendly, making it much more likely that it will be done! The Single Point Watering System truly pays for itself!




1. Fill Plugs
2. Water Supply
3. Hose System
4. Coupling
5. Battery

Watering System Components & Diagram



Before the Single Point Watering System is installed



After the Single Point Watering System is installed

